

PanelTrack

Monthly summary of TFT LCD revenue and panel shipments

August 2019

Most suppliers' total monthly, yearly revenue growth is down

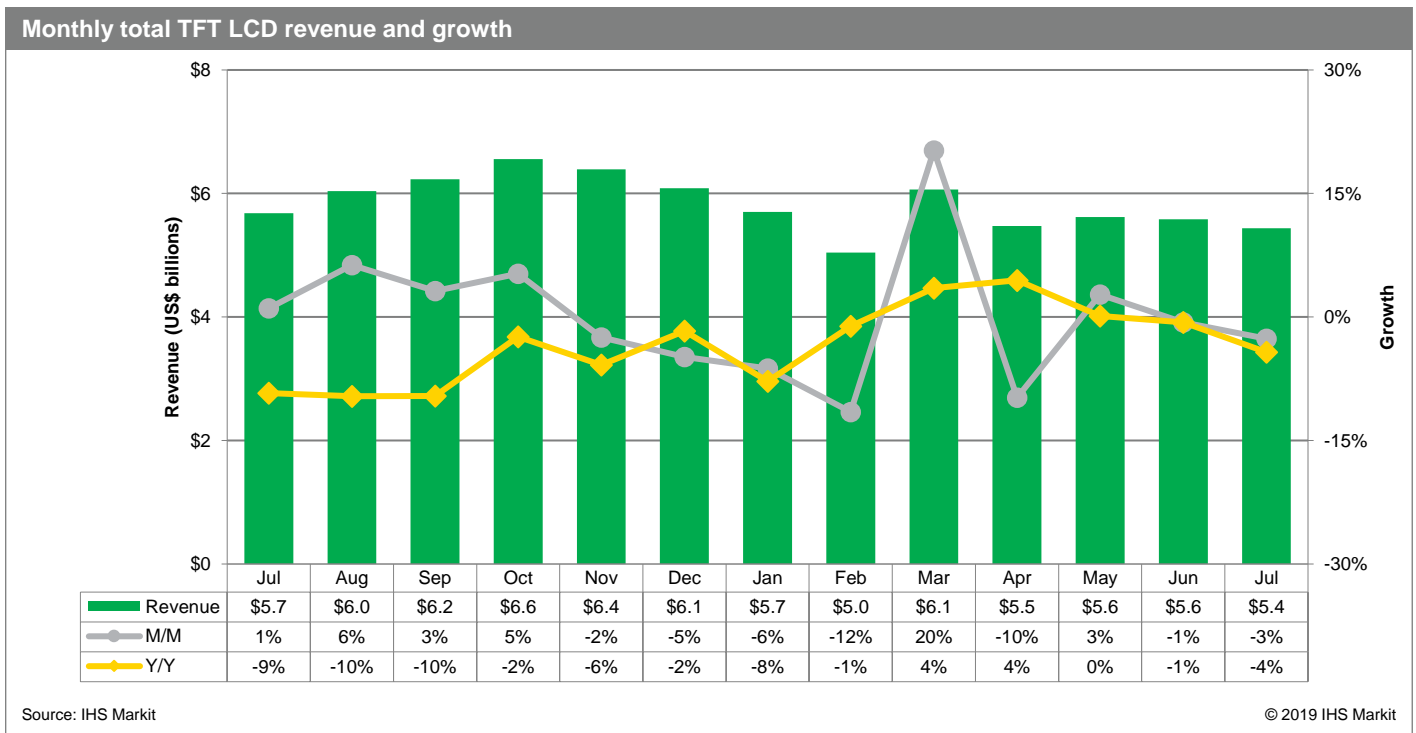
BOE and HKC Display see positive MoM, YoY revenue; others suffer mixed results.

Robin Wu, Senior Analyst, Displays

PanelTrack is a free monthly summary of TFT LCD revenues and large-area panel shipments. Every month, IHS Markit posts total TFT LCD revenue by month and by supplier. In addition, we provide panel shipments by month for each of the major large-area applications. IHS Markit provides the most comprehensive and detailed display supply chain coverage in the industry. [Contact us](#) to discuss your specific needs.

Monthly total TFT LCD revenue and growth

This graph plots total revenue by month for large-area and small/medium TFT LCD panels for the past 13 months. The [Display Long-Term Demand Forecast Tracker](#) and the [Display Dynamics Intelligence Service](#) both provide greater detail and analysis.



Contact

Robin Wu, Senior Analyst, Displays, Robin.Wu@ihsmarkit.com, +86 135 1044 1053



Revenue results and growth by supplier

These tables show revenue results and growth by supplier for large-area and small/medium segments with both MoM and YoY comparisons. For more detailed information, see the [Large Area Display Market Tracker](#) or [contact us](#) with your information needs.

Revenue results by supplier (US\$ millions)								
	Large-Area Revenue				Small/Medium Revenue		Total Revenue	
	Jun 2019	Jul 2019	Jun 2019	Jul 2019	Jun 2019	Jul 2019	Jun 2019	Jul 2019
AUO	\$685	\$618	\$98	\$91	\$783	\$709		
BOE	\$840	\$870	\$105	\$107	\$945	\$977		
CEC-Panda	\$100	\$97	\$7	\$7	\$107	\$104		
China Star	\$281	\$290	\$90	\$75	\$371	\$365		
CHOT	\$55	\$75			\$55	\$75		
CPT	\$1		\$4	\$5	\$5	\$5		
HannStar	\$5	\$7	\$47	\$45	\$52	\$52		
HKC Display	\$63	\$78			\$63	\$78		
InfoVision	\$10	\$6	\$43	\$46	\$53	\$52		
Innolux Corp	\$606	\$582	\$80	\$79	\$686	\$661		
Japan Display	\$32	\$30			\$32	\$30		
LG Display	\$1,237	\$1,127	\$248	\$367	\$1,485	\$1,494		
Panasonic LCD	\$25	\$20			\$25	\$20		
Samsung	\$522	\$429			\$522	\$429		
Sharp	\$200	\$190			\$200	\$190		
Tianma	\$5	\$2	\$185	\$185	\$190	\$187		
Others	\$10	\$10			\$10	\$10		
Total	\$4,677	\$4,431	\$907	\$1,007	\$5,584	\$5,438		

Note: The bars on the left indicate share by supplier of the total for each column.
Source: IHS Markit

© 2019 IHS Markit

Revenue growth by supplier								
	Large-Area Revenue		Small/Medium Revenue		Total Revenue			
	M/M Growth	Y/Y Growth	M/M Growth	Y/Y Growth	M/M Growth	Y/Y Growth		
AUO	-10%	-17%	-7%	-9%	-9%	-16%		
BOE	4%	55%	2%	168%	3%	63%		
CEC-Panda	-3%	56%	-3%	209%	-3%	62%		
China Star	3%	-2%	-17%	0%	-2%	24%		
CHOT	36%				36%			
CPT			33%	-93%	16%	-93%		
HannStar	34%	-12%	-4%	-16%	0%	-15%		
HKC Display	24%	8%			24%	8%		
InfoVision	-40%	-60%	7%	5%	-2%	-12%		
Innolux Corp	-4%	-21%	-1%	-12%	-4%	-20%		
Japan Display	-6%	-14%			-6%	-14%		
LG Display	-9%	-16%	48%	20%	1%	-10%		
Panasonic LCD	-20%	-57%			-20%	-57%		
Samsung	-18%	-24%			-18%	-24%		
Sharp	-5%	-24%			-5%	-24%		
Tianma	-60%	-33%	0%	-8%	-2%	-8%		
Others	0%	0%			0%	0%		
Total	-5%	-7%	11%	11%	-3%	-4%		

Source: IHS Markit

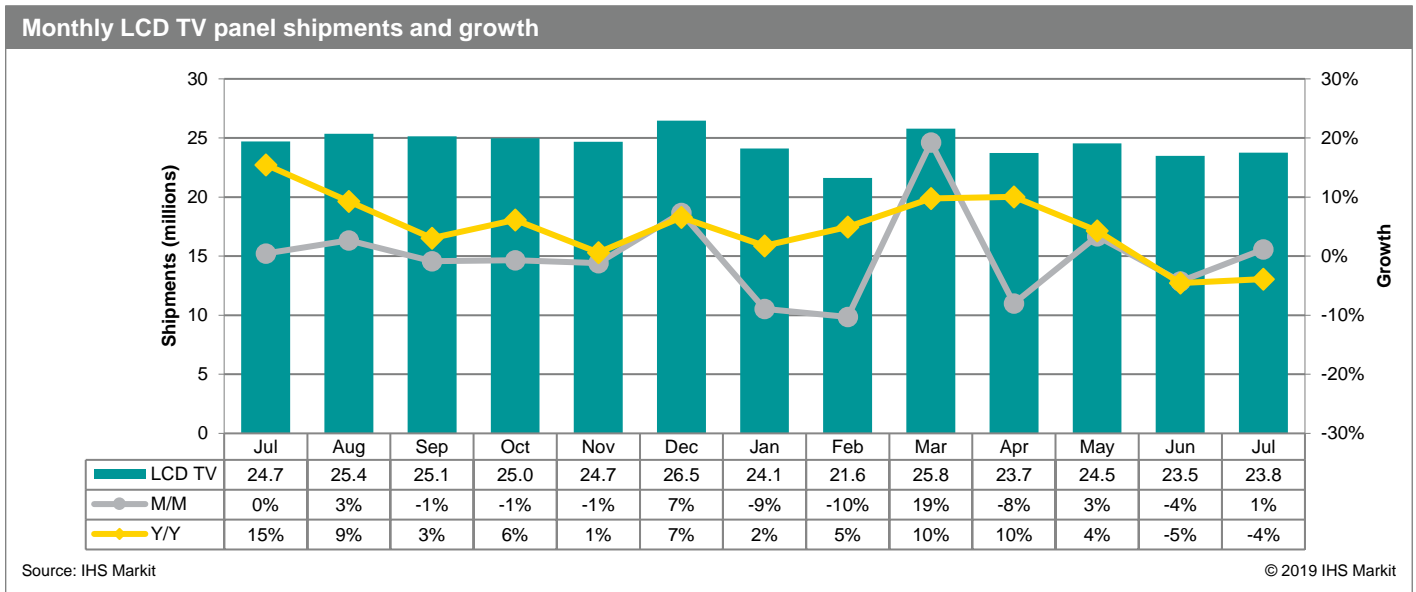
© 2019 IHS Markit

Notes:

- Blank cells indicate that there is no data for that supplier, category, and period.
- Many listed suppliers do not make small/medium TFT LCD panels. (OLED panels are not covered in this data.)
- CHOT was added beginning with April 2018 results. YoY growth for CHOT will start in April 2019.

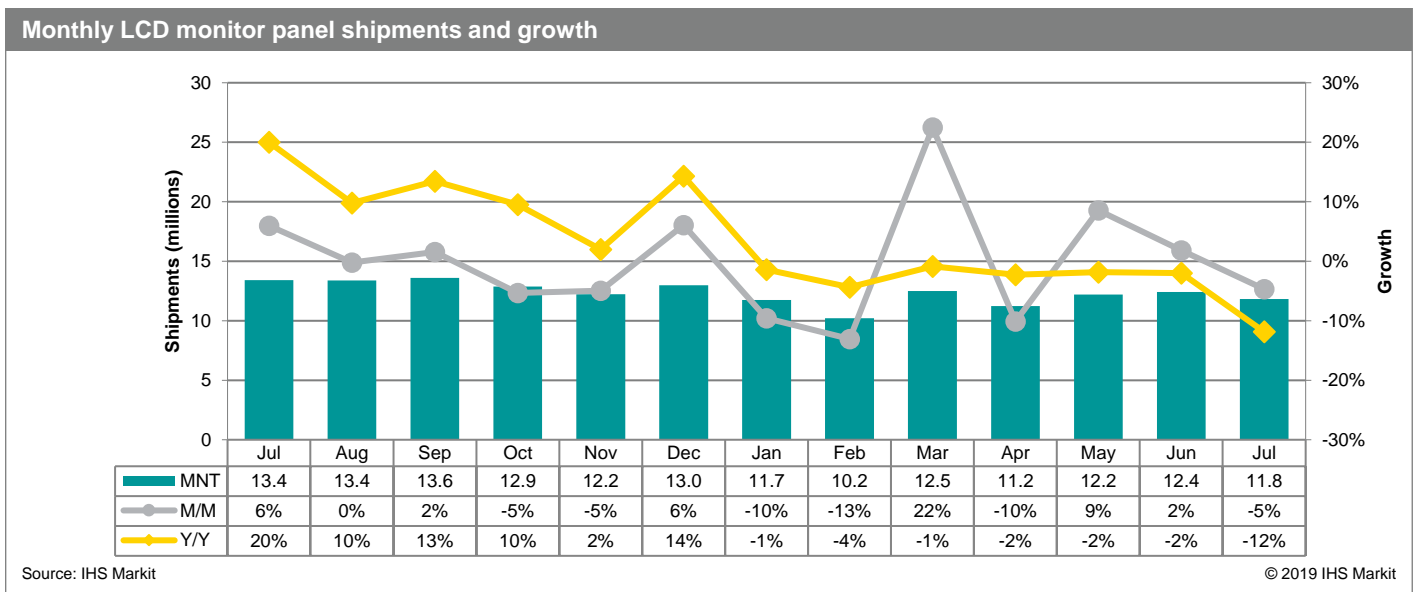
Monthly LCD TV panel shipments and growth

IHS Markit offers comprehensive coverage of the TV set market in the *TV Sets Intelligence Service*, and coverage of TV displays in the *TV Display Industry Tracker* and the *TV Display Supply Chain Tracker*.



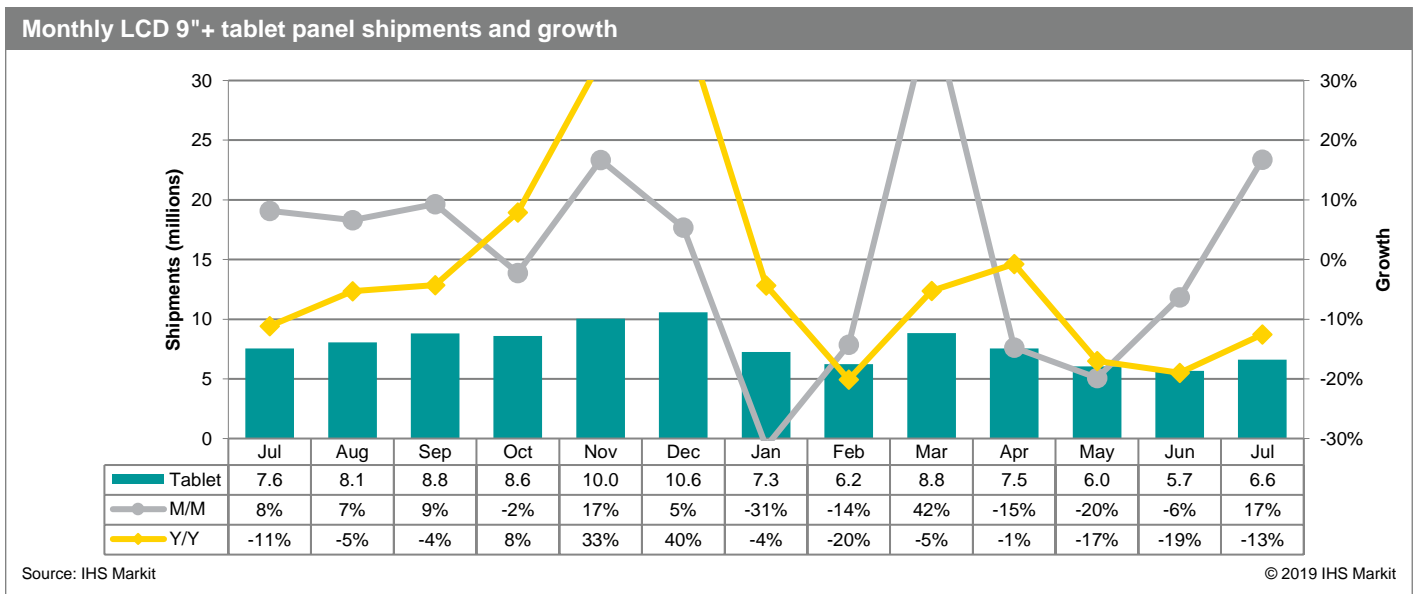
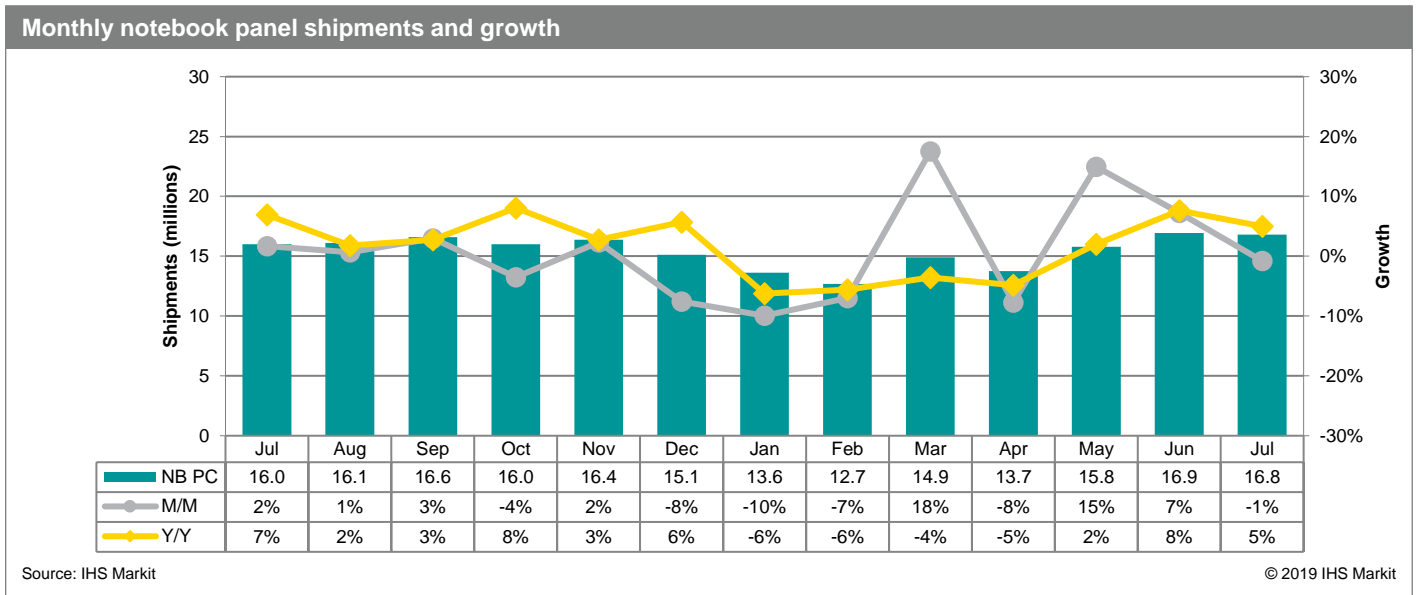
Monthly LCD monitor panel shipments and growth

For information on the desktop monitor market, see the *Desktop Monitor Market Tracker* and the *Monitor Display Supply Chain Tracker*.



Monthly notebook PC and tablet panel shipments and growth

For information on relationships among panel makers, OEM/ODM subcontract manufacturers, and brands in the mobile computing display market, see the [Notebook & Tablet Display Supply Chain Tracker](#).



Note: The shipment and growth axes are the same for each of the four large-area application charts. This enables a quick visual comparison of relative shipment amounts and variability of growth.

IHS Markit Customer Care

CustomerCare@ihsmarkit.com

Americas: +1 800 IHS CARE (+1 800 447 2273)

Europe, Middle East, and Africa: +44 (0) 1344 328 300

Asia and the Pacific Rim: +604 291 3600

Disclaimer

The information contained in this report is confidential. Any unauthorized use, disclosure, reproduction, or dissemination, in full or in part, in any media or by any means, without the prior written permission of IHS Markit Ltd. or any of its affiliates ("IHS Markit") is strictly prohibited. IHS Markit owns all IHS Markit logos and trade names contained in this report that are subject to license. Opinions, statements, estimates, and projections in this report (including other media) are solely those of the individual author(s) at the time of writing and do not necessarily reflect the opinions of IHS Markit. Neither IHS Markit nor the author(s) has any obligation to update this report in the event that any content, opinion, statement, estimate, or projection (collectively, "information") changes or subsequently becomes inaccurate. IHS Markit makes no warranty, expressed or implied, as to the accuracy, completeness, or timeliness of any information in this report, and shall not in any way be liable to any recipient for any inaccuracies or omissions. Without limiting the foregoing, IHS Markit shall have no liability whatsoever to any recipient, whether in contract, in tort (including negligence), under warranty, under statute or otherwise, in respect of any loss or damage suffered by any recipient as a result of or in connection with any information provided, or any course of action determined, by it or any third party, whether or not based on any information provided. The inclusion of a link to an external website by IHS Markit should not be understood to be an endorsement of that website or the site's owners (or their products/services). IHS Markit is not responsible for either the content or output of external websites. Copyright © 2019, IHS Markit™. All rights reserved and all intellectual property rights are retained by IHS Markit.

